

## What is expected progress at Heaton School?

**Expected progress within H4-12 is 3.7% a year**

**Expected half year progress with H4-12 is 1.85%**

As MOST H level areas have score of 900, 3.7% is an increase of 33.3 points, 1.85% is an increase of 16.65 points.

**H Level Weighting on EFL (Points) - Emerging - 1 Developing - 5 Secure – 10**

### Range for H levels

<a href="#">Progress</a>	Full year %	Full year score	Half year %	Half year score
Below	<2.7	<24.3	<1.35	12.15
Expected	2.7-3.7	24.3 - 33.3	1.35-1.85	12.15-16.65
Exceeding	> 3.7	>33.3	>1.85	16.65

### RfL /H1-3

For students working at H1-3 (which is now the majority of the cohort working towards RfL) expected progress has previous been set at the equivalent of 1 whole H level over 5 years.  $11\%/5 \text{ years} = 2.2\%$

Working on the assumption that progress will be the same in RfL: **Expected progress within RfL is 2.2% a year and expected half year progress is 1.1%**

As RfL has a total score of 420, 2.2% is an increase of 9.24 points, 1.1% is an increase of 4.62 points

Progress	Full year %	Full year score	Half year %	Half year score
Below	< 1.2	5.04	<0.6	<2.52
Expected	1.2-2.2	5.04-9.24	0.6-1.1	2.52-4.62
Exceeding	> 2.2	9.24	>1.1	>4.62

### **Routes for learning weighting on EFL (Points)**

Heaton School will be assessing progress within the levels of Roots for Learning using these 6 statements.

	Weighting
Target	1
Acquisition	2
Fluency	4
Maintenance	6
Generalisation	8
Application	10

## Whole school Overview

The following data shows the progress made between September 2021 to March 2022. Actual baselining via use of new system was in Nov 2021.

The table below evidences the average percentage progress made in each H level strand across the whole school . The progress of individual students is analysed by class teachers and department co-ordinators each term.

Reading	Writing	Communi- cation	Maths Number	Maths Money	Maths Time	Friendship & community	Under- standing the world	Life Skills	Physical & Health	Routes for Learning
3.03%	2.41%	2.35%	2.34%	1.02%	2.08%	2.29%	3.33%	1.66%	2.40%	1.19%

The data suggests that, on average our students have made at least expected progress, for this year, in all areas except in Math's—money. The latter is due to the fact that during the pandemic opportunities to use money and see its implications have been limited so far . KS3 do not study number as a discreet lesson, and so this skews the figures.

In RFL (H1-3) , again, excellent progress has been made

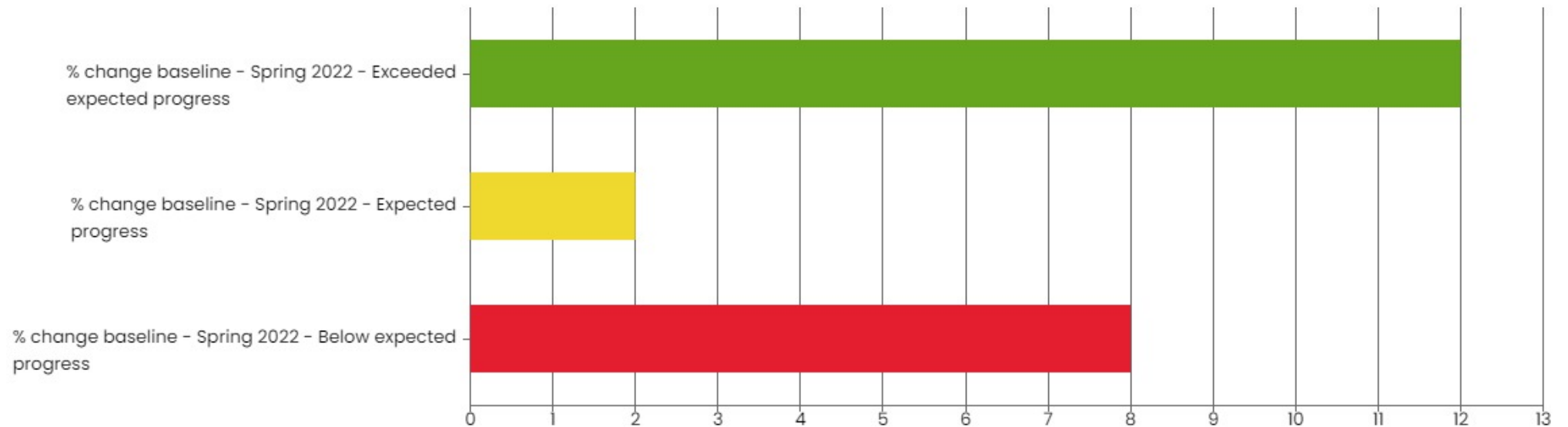
Pupils have made excellent progress in light of the impact of the pandemic

Using the following pages more detailed analysis can be made on each H Level and by each class.

In each H level there are several classes in particular that show considerable increases in progress over a short period—meetings will be held to discuss accurate baselining and use of a new system v accurate and over expected progress. This will be evident / explained in the end of year progress report.

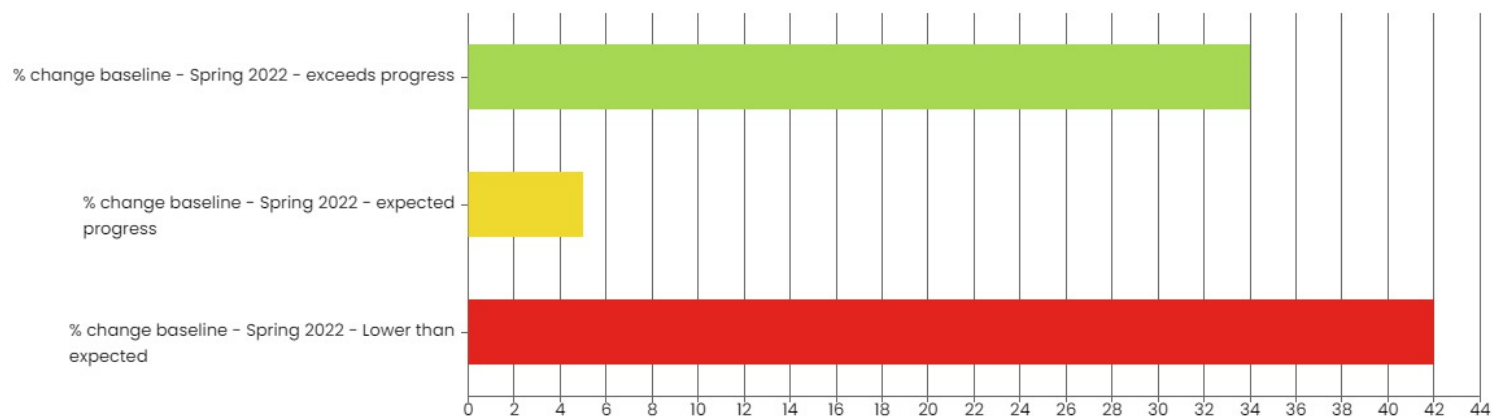
## RfL Summary progress data Sept 21 – March 22

RfL	Progress Sept 21 - March 22 %
Whole Cohort	1.19%
Key stage 3	2.37%
Key stage 4	1.70%
Key stage 5	0.76%
L1	2.25%
L7	0.39%
P1	1.20%



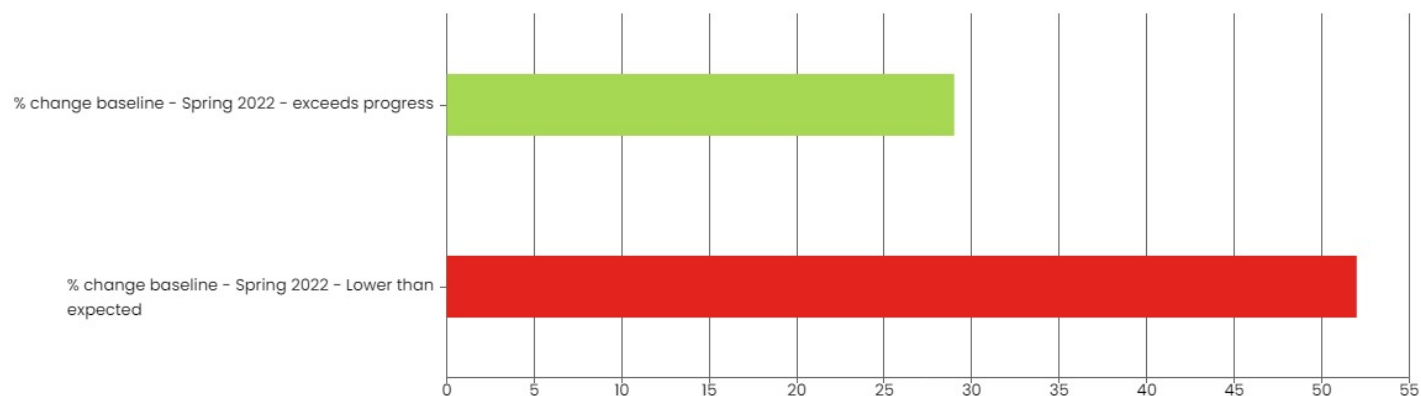
## English - Reading Summary progress data Sept 21 – March 22

English Reading	Progress Sept 21 - March 22	
Whole cohort	3.03%	
Key stage 3	3.23%	
Key stage 4	5.75%	
Key stage 5	0.45%	
L1		*RfL
L2	0.88%	
L3	0.66%	
L4	1.87%	
L5	2.80%	
L6	8.96%	
L7		*RfL
L8	6.57%	
L9	2.64%	
L10	8.42%	
P1	2.20%	*RfL
P2	0.00%	
P3	1.58%	
P4	0.07%	
P5	1.30%	



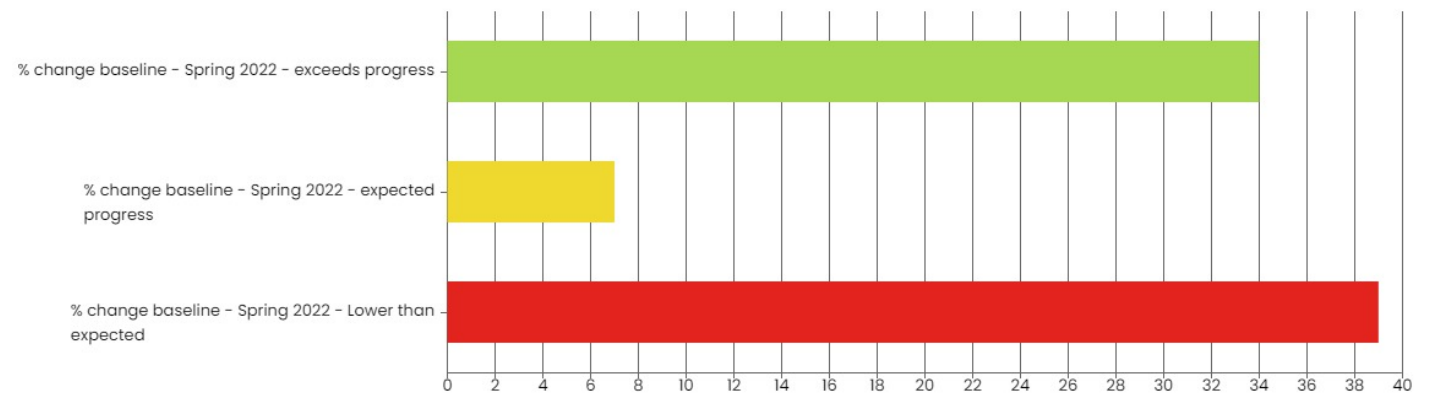
## English - Writing Summary progress data Sept 21 – March 22

	Progress Sept 21 - March 22	
Eng - Writing		
Whole cohort	2.41%	
Key stage 3	1.67%	
Key stage 4	5.10%	
Key stage 5	1.19%	
L1		*RfL
L2	3.07%	
L3	1.12%	
L4	0.18%	
L5	2.33%	
L6	0.00%	
L7		*RfL
L8	4.51%	
L9	4.14%	
L10	10.63%	
P1	12.20%	*RfL
P2	0.00%	
P3	1.64%	
P4	0.00%	
P5	0.49%	



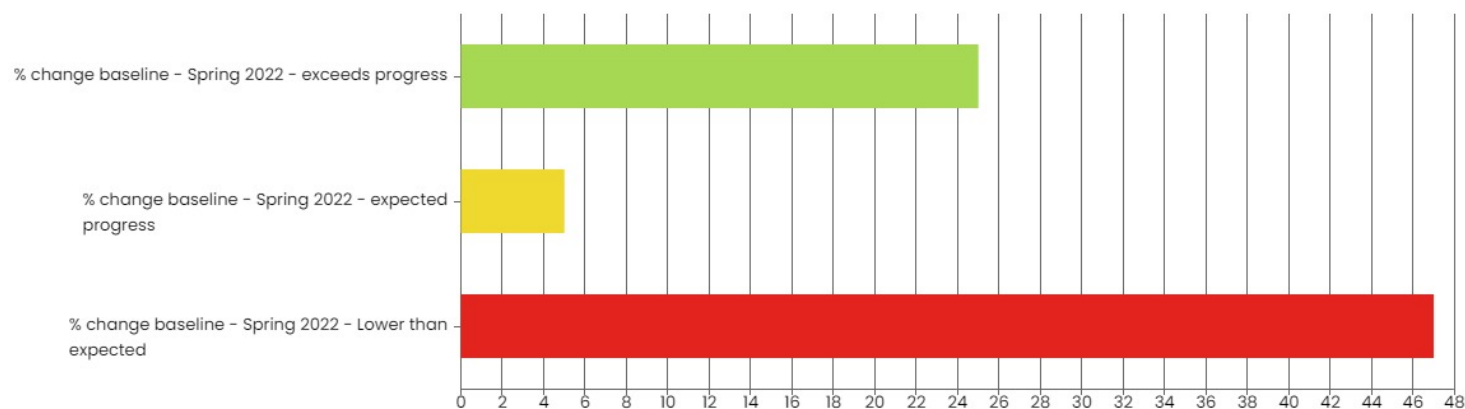
## Communication Summary progress data Sept 21 – March 22

Communication	Progress Sept 21 - March 22 %	
Whole cohort	2.35%	
Key stage 3	2.12%	
Key stage 4	3.89%	
Key stage 5	1.35%	
L1		*RfL
L2	2.63%	
L3	0.34%	
L4	2.32%	
L5	3.49%	
L6	1.14%	
L7		*RfL
L8	2.29%	
L9	2.40%	
L10	11.57%	
P1	1.10%	*RfL
P2	0.00%	
P3	1.56%	
P4	0.00%	
P5	0.70%	



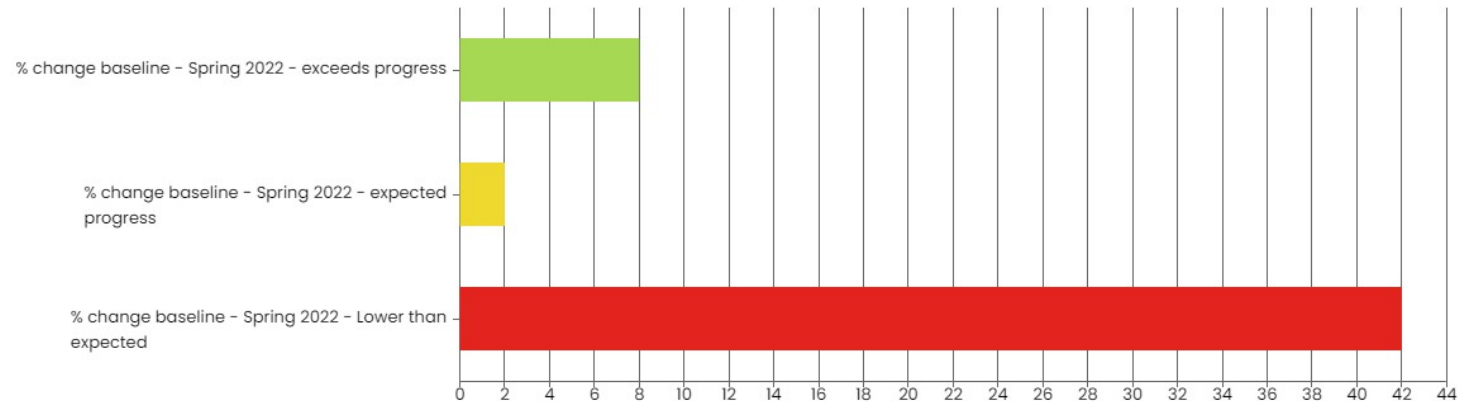
## Maths - number Summary progress data Sept 21 – March 22

	Progress Sept 21 - March 22	
Maths - number		
Whole cohort	2.34%	
Key stage 3	1.39%	
Key stage 4	6.08%	
Key stage 5	0.72%	
L1		*RfL
L2	0.37%	
L3	0.83%	
L4	0.57%	
L5	3.00%	
L6	0.39%	
L7		*RfL
L8	6.04%	
L9	5.21%	
L10	10.25%	
P1	0.20%	*RfL
P2	0.00%	
P3	0.30%	
P4	0.00%	
P5	0.00%	



## Maths – Money Summary progress data Sept 21 – March 22

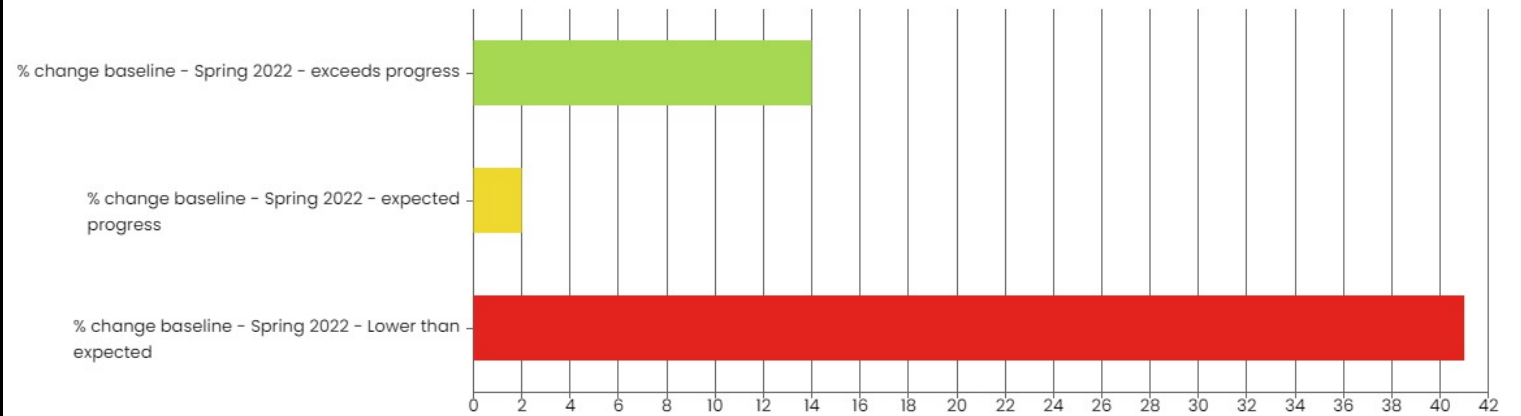
Maths Money	Progress Sept 21 - March 22	
Whole cohort	1.02%	
Key stage 3	0.47%	
Key stage 4	2.90%	
Key stage 5	0.44%	
L1		*RfL
L2	0.20%	
L3		
L4		
L5	0.00%	
L6	0.00%	
L7		*RfL
L8		
L9	5.77%	
L10	0.06%	
P1	0.80%	*RfL
P2	0.00%	
P3	0.75%	
P4	0.00%	
P5	0.79%	





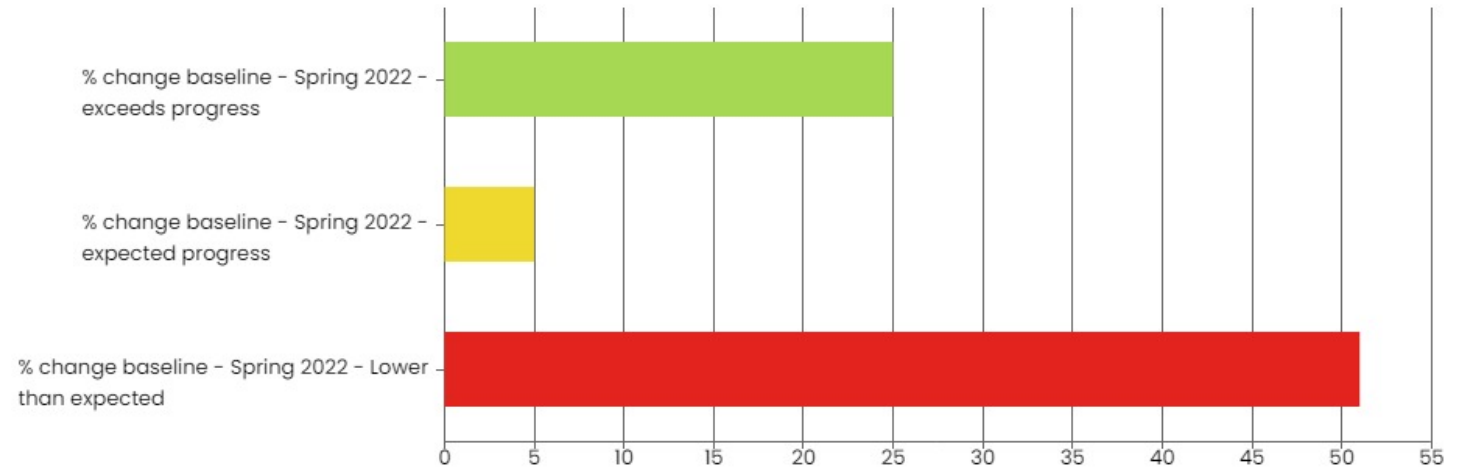
## Maths - Time Summary progress data Sept 21 – March 22

Maths - Time	Progress Sept 21 - March 22	
Whole cohort	2.08%	
Key stage 3	2.99%	
Key stage 4	2.28%	
Key stage 5	1.28%	
L1	#DIV/0!	*RfL
L2	4.80%	
L3	0.00%	
L4	#DIV/0!	
L5	7.20%	
L6	2.11%	
L7	#DIV/0!	*RfL
L8	2.70%	
L9	0.31%	
L10	0.96%	
P1	0.00%	*RfL
P2	1.90%	
P3	#DIV/0!	
P4	3.31%	
P5	0.72%	



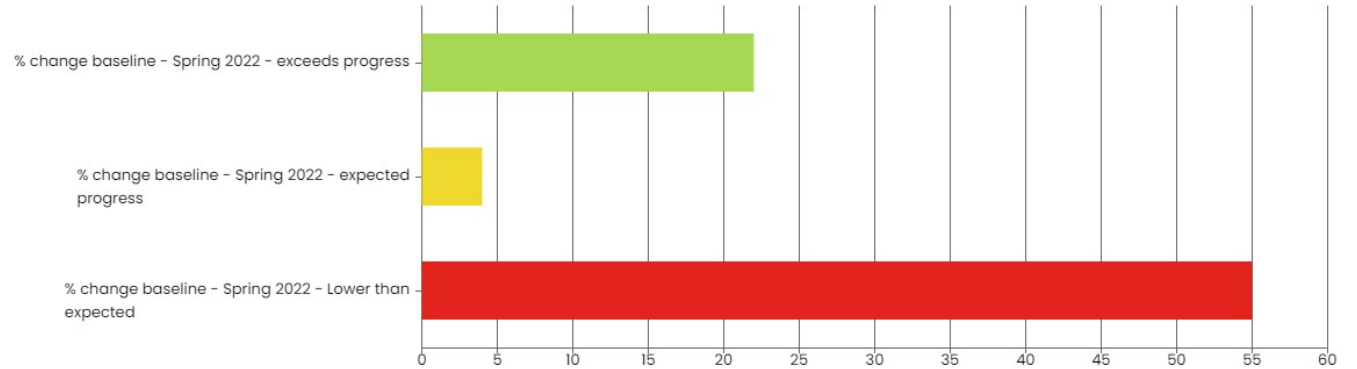
## UTW Summary progress data Sept 21 – March 22

UtW	Progress Sept 21 - March 22	
Whole cohort	3.33%	
Key stage 3	2.49%	
Key stage 4	7.76%	
Key stage 5	0.49%	
L1	#DIV/0!	*RfL
L2	2.18%	
L3	2.78%	
L4	2.60%	
L5	2.39%	
L6	0.44%	
L7	#DIV/0!	*RfL
L8	18.89%	
L9	0.00%	
L10	11.30%	
P1	1.20%	*RfL
P2	0.00%	
P3	0.00%	
P4	0.00%	
P5	0.16%	



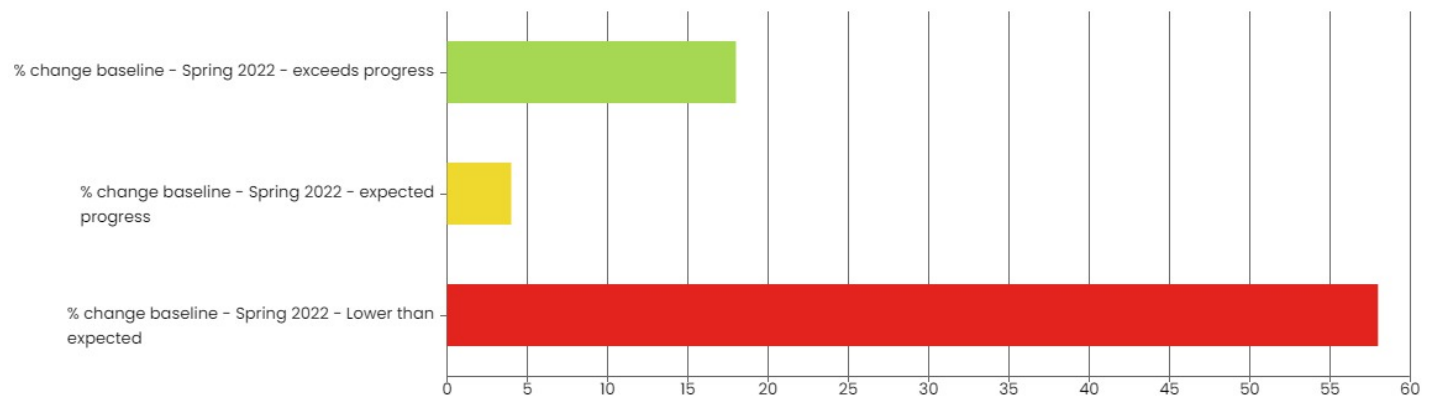
## Friendship and community Summary progress data Sept 21 – March 22

	Progress Sept 21 - March 22	
Friendship		
Whole cohort	2.29%	
Key stage 3	1.89%	
Key stage 4	4.41%	
Key stage 5	1.06%	
L1	#DIV/0!	*RfL
L2	1.80%	
L3	0.22%	
L4	2.60%	
L5	2.47%	
L6	1.33%	
L7	#DIV/0!	*RfL
L8	6.19%	
L9	0.71%	
L10	10.70%	
P1	1.80%	*RfL
P2	0.00%	
P3	1.56%	
P4	0.11%	
P5	0.34%	



## Life Skills Summary progress data Sept 21 – March 22

Life Skills	Progress Sept 21 - March 22	
Whole cohort	1.66%	
Key stage 3	1.83%	
Key stage 4	2.31%	
Key stage 5	0.85%	
L1	#DIV/0!	*RfL
L2	2.47%	
L3	1.58%	
L4	0.67%	
L5	1.80%	
L6	2.94%	
L7	#DIV/0!	*RfL
L8	0.33%	
L9	0.00%	
L10	9.62%	
P1	0.20%	*RfL
P2	0.00%	
P3	0.05%	
P4	0.34%	
P5	0.66%	



## Physical and Health Summary progress data Sept 21 – March 22

Phys Health	Progress Sept 21 - March 22	
Whole co-hort	2.40%	
Key stage 3	2.47%	
Key stage 4	3.89%	
Key stage 5	1.42%	
L1	#DIV/0!	*RfL
L2	2.15%	
L3	1.54%	
L4	1.67%	
L5	1.02%	
L6	6.33%	
L7	#DIV/0!	*RfL
L8	#DIV/0!	
L9	0.71%	
L10	11.22%	
P1	0.70%	*RfL
P2	0.00%	
P3	0.00%	
P4	1.74%	
P5	0.57%	

